


MAXIMUM SOLUTIONS

1 mm Pitch Header and Socket Strips



Mill-Max is pleased to announce new additions to our line of fine pitch connectors with the introduction of 1 mm pitch headers and sockets. These through-hole, single row sockets and headers are ideal for real estate saving interconnect solutions. The [860-10-0XX-10-002000](#) header and [861-13-0XX-10-002000](#) socket (XX=2 to 50) join our 1.27 mm (.050"); 1.778 mm (.070") and 2 mm (.0787") pitch interconnect offerings.

These connectors are through-hole soldered to the PCB, providing support and durability for applications requiring multiple insertions and extractions. The 860 series header and 861 series socket have solder tail diameters of .015" (.38 mm) and .014" (.36 mm) respectively. These tail diameters allow for smaller PCB holes resulting in greater clearance between holes for routing circuitry. The insulator bodies have standoffs on the termination side of the connectors to aid in solder flow during the soldering process. The header and socket provide a mated height of .196" (4.98 mm) for board stacking applications.

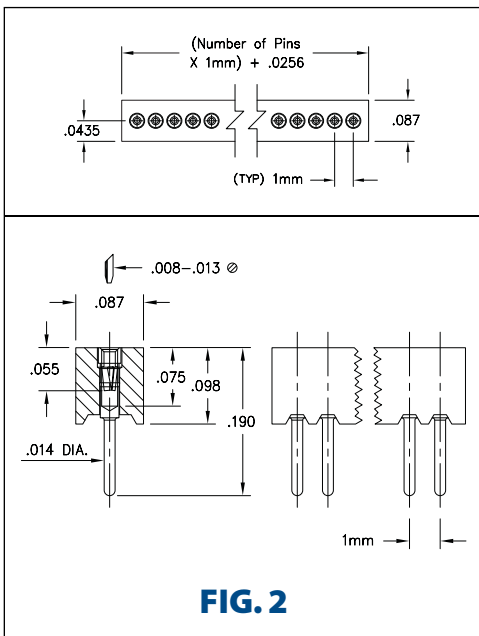
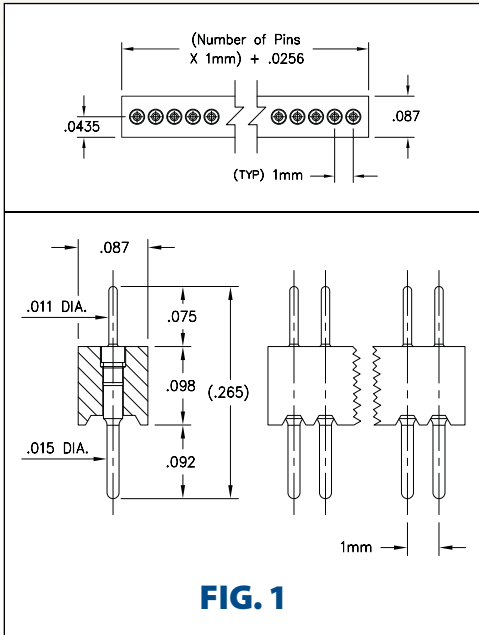
The [860-10-0XX-10-002000](#) and [861-13-0XX-10-002000](#) are available in 2 -50 positions and are RoHS compliant; sockets have gold-plated shells and contacts; headers have gold-plated pins. Hard gold plating, on both the 860 series header pins (10u") and the 861 series receptacle internal contacts (30u"), provides optimum conductivity and effective wear resistance. Both connectors have high temperature insulators suitable for RoHS soldering processes.

All Mill-Max pin headers and receptacle sockets feature high-speed screw machined pins and receptacles manufactured to precision tolerances. Inside each 861 series receptacle is a precision- stamped beryllium copper Mill-Max #04 contact clip with a pin acceptance range of .008"-.013" (.2 mm - .33 mm) diameter and a current rating of 2 amps.


For more information, please visit: www.mill-max.com/PR629.

INTERCONNECTS

SERIES 860 & 861 • 1mm GRID HEADERS AND SOCKETS • SINGLE ROW STRIPS



- Series 860 headers and Series 861 sockets are single row, 1mm pitch interconnects rated at 2 amps
- Series 860 headers have .015" diameter solder tails and .011" diameter pluggable pins (MM #3039) See page 208 for details
- Series 861 sockets have .014" diameter solder tails (MM #0439). See page 156 for details
- Both 860 headers and 861 sockets are available in 2-50 position strips
- The header and socket provide a mated height of .196" for board stacking applications
- Insulators are high temperature thermoplastic, suitable for most soldering processes, and feature standoffs to promote solder flow



ORDERING INFORMATION

FIG. 1	Series 860...002		Single Row 1mm Header			
		860-10-0		-10-002000		
	Specify number of pins		02-50			
<div style="display: flex; justify-content: space-around; align-items: center;"> <div style="border: 1px solid black; padding: 5px; background-color: #90EE90;">RoHS-2 2011/65/EU</div> <div style="border: 1px solid black; border-radius: 50%; padding: 5px;">XX=Plating Code See Below</div> <div style="border: 1px solid black; border-radius: 50%; padding: 5px;">For Electrical, Mechanical & Environmental Data, See page 264</div> </div>						
SPECIFY PLATING CODE XX=		10	◆			
Pin Plating			10 μ" Au			
FIG. 2	Series 861...002		Single Row 1mm Socket			
		861-13-0		-10-002000		
	Specify number of pins		02-50			
<div style="display: flex; justify-content: space-around; align-items: center;"> <div style="border: 1px solid black; padding: 5px; background-color: #90EE90;">RoHS-2 2011/65/EU</div> <div style="border: 1px solid black; border-radius: 50%; padding: 5px;">XX=Plating Code See Below</div> <div style="border: 1px solid black; border-radius: 50%; padding: 5px;">For Electrical, Mechanical & Environmental Data, See page 264</div> </div>						
SPECIFY PLATING CODE XX=		13	◆			
Sleeve (Pin)			10 μ" Au			
Contact (Clip)			30 μ" Au			