

# MAXIMUM SOLUTIONS

## New Insulated Spring Pins from Mill-Max



Mill-Max is pleased to introduce a line of discrete, insulated spring-loaded pins. There are seven different heights of SMT spring pins to choose from assembled into a durable, high temperature Nylon 46 insulator sleeve. This new series, **807-22-001-30-00X101** (X = 0-6,) utilizes existing Mill-Max spring pins (**0965** & **0900-X** series) and is the first series produced by Mill-Max dedicated to be a single position insulated spring pin terminal.

The 807 product is for applications where electrical isolation is required. It provides insulation of the spring pin terminal for situations such as passing through a conductive case or housing, or for isolating the pin from surrounding conductive components or elements. The insulators used on the 807 series are cylindrical in shape with two diameters. The larger diameter, the collar, is .094" (2,39 mm) in diameter and acts as a positive stop as the pin passes through an enclosure. The uncompressed height range of the series is from .100" (2,54 mm) to .236" (5,99 mm) with a working travel range from .012" (.3 mm) - .0275" (.7 mm.) [Maximum stroke capability range is from .024" (.61 mm) - .055" (1,4 mm.)]

The 807 series is available in bulk or packaged on tape and reel for automated pick and place assembly; the insulator sleeve keeps the component stable in the pocket to facilitate the pick and place process. The high temperature nylon 46 insulator is suitable for RoHS soldering processes. The 807 series spring pins are constructed of precision-machined, gold-plated components and gold-plated beryllium copper springs. (The 807-22-001-30-000101 has a gold-plated stainless steel spring.) All are rated @ 2 amps and have a mechanical life of 1,000,000 cycles.

For more information, please visit: [www.mill-max.com/PR648](http://www.mill-max.com/PR648).

(9/14 -- PR648)

Mill-Max Mfg. Corp. • 190 Pine Hollow Road, Oyster Bay, NY 11771  
516-922-6000 • Fax: 516-922-9253 • [www.mill-max.com](http://www.mill-max.com)



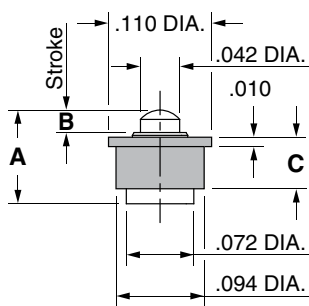
# SPRING-LOADED CONNECTORS

## SERIES 807 • DISCRETE INSULATED SPRING-LOADED PINS • SURFACE MOUNT

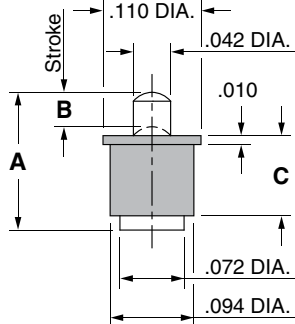


- Discrete insulated spring-loaded pins; available in seven heights from .100" to .236", with working travel from .012" to .0275"
- Precision-machined piston / base and gold-plated components assure a 1,000,000 cycle life durability
- Low resistance contacts are rated at 2 amps continuous, 3 amps peak
- High temperature thermoplastic insulators are suitable for SMT soldering processes
- 807 series, contact styles 0 through 6, are available in bulk or on 16mm wide carrier tape for auto-mated pick and place assembly. Tape and Reel packaging per EIA-481. See below for ordering information

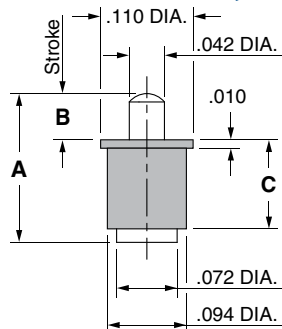
Series 807 (Contact Style 0)



Series 807 (Contact Style 1 & 2)



Series 807 (Contact Style 3-6)



## ORDERING INFORMATION

### Series 807 (Bulk Packaged)

807-22-001-30-00X101

Specify contact style 0-6

### Series 807 (Tape & Reel Packaged)

807-22-001-30-00X191

Specify contact style 0-6

Contact Style	Initial Height (A)	Working Travel	MAX. Stroke (B)	Sleeve Height (C)	Quantity per Reel
0	.100	.012	.024	.055	2,620
1	.137	.0195	.039	.082	1,750
2	.155	.0195	.039	.090	1,750
3	.177	.0275	.055	.106	1,055
4	.197	.0275	.055	.126	780
5	.217	.0275	.055	.146	780
6	.236	.0275	.055	.165	780

### Technical Specifications

#### Materials:

Contact piston & base: Machined copper alloy plated 20μ" gold over 100μ" nickel  
 Spring (Contact style 0): Stainless Steel-plated 10μ" gold  
 Spring (Contact style 1-6): Beryllium copper-plated 10μ" gold  
 Insulator: High temperature thermoplastic, rated UL94 V-0

#### Mechanical:

Spring force @ initial height (A) (Contact style 0-6): 25 grams  
 Spring force @ mid stroke (B/2) (Contact style 0): 70 grams  
 Spring force @ mid stroke (B/2) (Contact style 1-6): 60 grams  
 Durability: 1,000,000 cycles

#### Electrical:

Current rating: 2A (continuous), 3A (peak) per contact  
 Contact resistance: 20mΩ max.  
 Insulation resistance: 10,000MΩ min.  
 Dielectric strength: 700Vrms min.

RoHS-2  
2011/65/EU

