


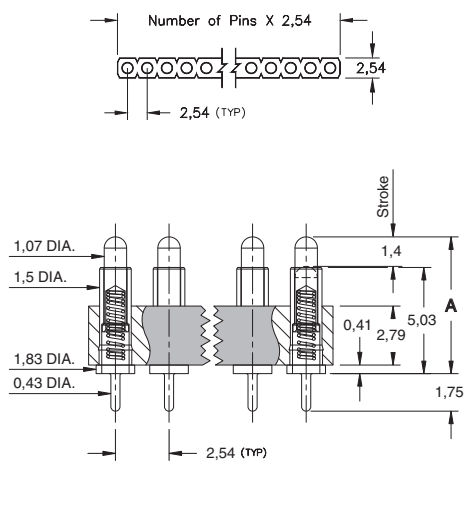
SPRING-LOADED CONNECTORS

SERIES 816 & 818 • 2,54 GRID THROUGH-HOLE MOUNT, MID PROFILE • SINGLE AND DOUBLE ROW STRIPS



- Modular contacts for use on 2,54 grid, available in ten heights from 6,48 to 10,92, supplied in single and double row contact strips
- Precision-machined piston / base and gold-plated components assure up to 1,000,000 cycle life durability
- Pistons have a 0,7 mid stroke & 1,4 max. stroke
- Low resistance, high current contacts are rated at 2 amps continuous, 3 amps peak
- High temperature thermoplastic insulators are suitable for surface mount processes
- Both 816 & 818 series contact strips are designed for manual placement into $\varnothing 0,58 \pm 0,08$ plated through-holes in the circuit board prior to intrusive reflow soldering

SINGLE ROW Series 816...00X101



ORDERING INFORMATION

Single Row Series 816...00X101

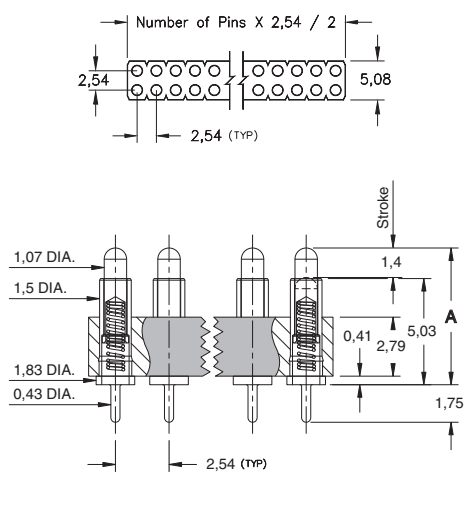
816-22-0XX-10-00X101
 Specify number of contacts 02-64 Specify contact style 0-9

Double Row Series 818...00X101

818-22-0XX-10-00X101
 Specify number of contacts 04-72 Specify contact style 0-9

CONTACT STYLE	INITIAL HEIGHT A	CONTACT STYLE	INITIAL HEIGHT A
0	6,48	5	8,89
1	6,99	6	9,4
2	7,49	7	9,91
3	8,0	8	10,41
4	8,51	9	10,92

DOUBLE ROW Series 818...00X101



Technical Specifications

Materials:

Contact piston & base: Machined copper alloy plated 0,51 μm , gold over 2,54 μm nickel
 Spring: Beryllium copper-plated 0,25 μm gold
 Insulator: High temperature thermoplastic, rated UL94 V-0

Mechanical:

Spring force @ initial height (A): 25 grams
 Spring force @ mid stroke (0,7): 60 grams
 Durability: Up to 1,000,000 cycles

Electrical:

Voltage rating: 100Vrms/150Vdc
 Current rating: 2A (continuous), 3A (peak) per contact
 Contact resistance: 20m Ω max.
 Insulation resistance: 10,000M Ω min.
 Dielectric strength: 700Vrms min.
 Capacitance: 1pF max.

RoHS-2
2011/65/EU

