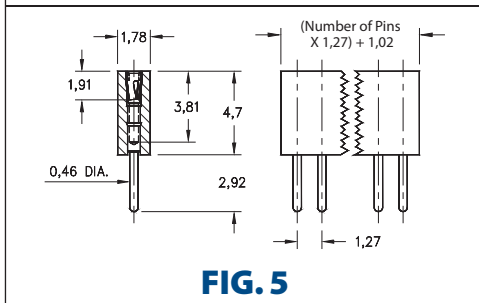
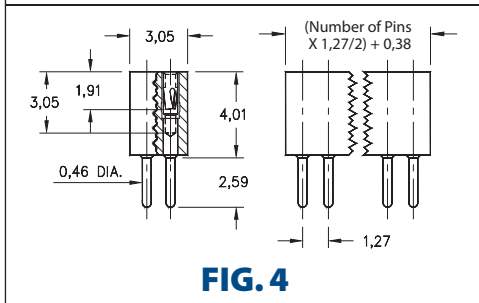
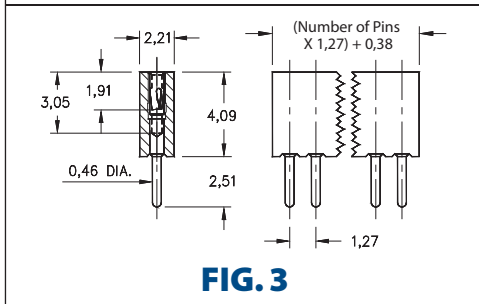
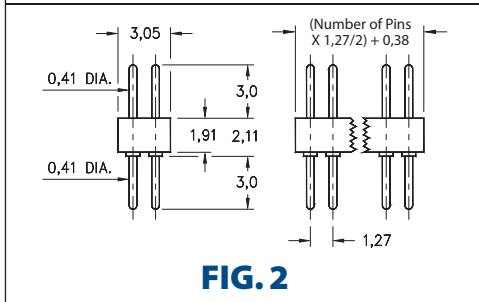
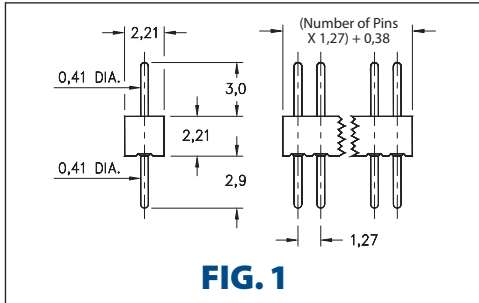



INTERCONNECTS

SERIES 850, 851, 852, 853 • 1,27 GRID HEADERS AND SOCKETS • SINGLE AND DOUBLE ROW STRIPS



- Series 850, 851, 852, 853 single and double row interconnects have 1,27 pin spacing and permit board stacking as low as 6,3
- Pin headers have 0,41 dia. pins (MM #4006-0) See page 208 for details
- MM #0467 and MM #4890 receptacles use Hi-Rel, 3-finger BeCu #11 contact rated at 3 amps. (#11 contact accepts pin diameters from 0,38 - 0,51). See pages 158 and 160 for details
- Insulators are high temperature thermoplastic, suitable for all soldering operations



ORDERING INFORMATION

| | | | | | | | |
|---------------------------------|-------------------------|---|--------------------|--|--------------------|--------------------|--------------------|
| FIG. 1 | Series 850...001 | Single Row 2,21 Profile Pin Header | | | | | |
| | 850-XX-0__-10-001000 | Specify number of pins \uparrow 01-50 | | | | | |
| FIG. 2 | Series 852...001 | Double Row 2,11 Profile Pin Header | | | | | |
| | 852-XX-__-10-001000 | Specify number of pins \uparrow 004-100 | | | | | |
| | | XX=Plating Code See Below | | <i>For Electrical, Mechanical & Environmental Data, See page 264</i> | | | |
| SPECIFY PLATING CODE XX= | | 10 \blacklozenge | 90 | 40 \blacklozenge | | | |
| Pin Plating | | 0,25 μ m Au | 5,08 μ m Sn/Pb | 5,08 μ m Sn | | | |
| FIG. 3 | Series 851...001 | Single Row 4,09 Profile Socket | | | | | |
| | 851-XX-0__-10-001000 | Specify number of pins \uparrow 01-50 | | | | | |
| FIG. 4 | Series 853...001 | Double Row 4,09 Profile Socket | | | | | |
| | 853-XX-__-10-001000 | Specify number of pins \uparrow 004-100 | | | | | |
| FIG. 5 | Series 851...002 | Single Row 4,7 Profile Socket | | | | | |
| | 851-XX-0__-10-002000 | Specify number of pins \uparrow 01-77 | | | | | |
| | | XX=Plating Code See Below | | <i>For Electrical, Mechanical & Environmental Data, See page 264</i> | | | |
| SPECIFY PLATING CODE XX= | | 91 | 93 | 99 | 41 \blacklozenge | 43 \blacklozenge | 47 \blacklozenge |
| Sleeve (Pin) | | 5,08 μ m Sn/Pb | 5,08 μ m Sn/Pb | 5,08 μ m Sn/Pb | 5,08 μ m Sn | 5,08 μ m Sn | 5,08 μ m Sn |
| Contact (Clip) | | 0,25 μ m Au | 0,76 μ m Au | 2,54 μ m Sn/Pb | 0,25 μ m Au | 0,76 μ m Au | Au Flash |