

INTERCONNECTS

SERIES 301, 310, 350, 399 • 2,54 GRID (0,46 DIA.) PINS, STRAIGHT AND RIGHT ANGLE • SINGLE ROW STRIPS

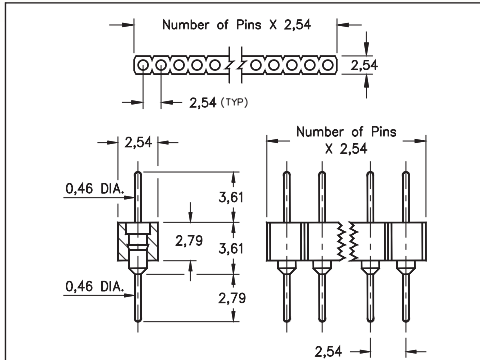


FIG. 1

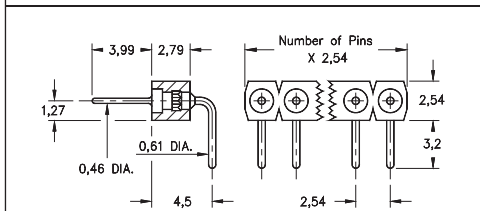


FIG. 2

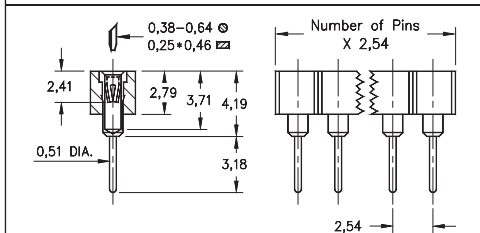


FIG. 3

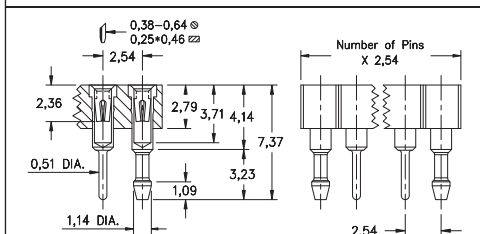


FIG. 4

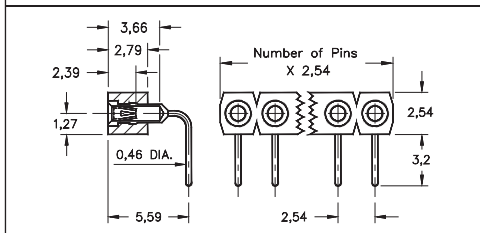



FIG. 5

- Series 3XX are available with straight and right angle solder tails
- Series 350 & 399...009 use MM #3404 and #5011 pins. See pages 212 & 214 for details
- Series 301, 310 & 399...003 use MM #0156, #1001 & #1103 receptacles. See pages 165 and 166 for details
- Receptacles use Hi-Rel, 4-finger #30 BeCu contact rated at 3 amps. See page 253 for details
- Insulators are high temperature thermoplastic, suitable for all soldering operations



ORDERING INFORMATION

FIG. 1	Series 350...006	Straight Pin Header								
	350-XX-1	-00-006000								
	Specify number of pins	01-64								
FIG. 2	Series 399...009	Right Angle Pin Header								
	399-XX-1	-10-009000								
	Specify number of pins	02-64								
<div style="display: flex; justify-content: space-around; align-items: center;"> <div style="border: 1px solid black; padding: 5px; background-color: #d4edda;">RoHS - 2 2011/65/EU</div> <div style="border: 1px solid black; border-radius: 50%; padding: 5px;">XX=Plating Code See Below</div> <div style="border: 1px solid black; border-radius: 50%; padding: 5px;">For Electrical, Mechanical & Environmental Data, See page 264</div> </div>										
SPECIFY PLATING CODE XX=		10	90	40						
Pin Plating		0,25µm Au	5,08µm Sn/Pb	5,08µm Sn						
FIG. 3	Series 310...001	Solder Tail Socket								
	310-XX-1	-41-001000								
	Specify number of pins	01-64								
FIG. 4	Series 301...056	Socket with Retention Pins								
	301-43-1	-41-560000								
	Specify number of pins	03-64								
FIG. 5	Series 399...003	Right Angle Socket								
	399-XX-1	-10-003000								
	Specify number of pins	02-64								
<div style="display: flex; justify-content: space-around; align-items: center;"> <div style="border: 1px solid black; padding: 5px; background-color: #d4edda;">RoHS - 2 2011/65/EU</div> <div style="border: 1px solid black; border-radius: 50%; padding: 5px;">XX=Plating Code See Below</div> <div style="border: 1px solid black; border-radius: 50%; padding: 5px;">For Electrical, Mechanical & Environmental Data, See page 264</div> </div>										
SPECIFY PLATING CODE XX=		11	13	91	93	99	41	43	44	47
Sleeve (Pin)		0,25µm Au	0,25µm Au	5,08µm Sn/Pb	5,08µm Sn/Pb	5,08µm Sn/Pb	5,08µm Sn	5,08µm Sn	5,08µm Sn	5,08µm Sn
Contact (Clip)		0,25µm Au	0,76µm Au	0,25µm Au	0,76µm Au	2,54µm Sn/Pb	0,25µm Au	0,76µm Au	2,54µm Sn	Au Flash

★ 41, 91 & 99 Platings Non-Standard

