

INTERCONNECTS

SERIES 802 & 803 • 2,54 GRID (0,76 DIA. PINS), STRAIGHT & RIGHT ANGLE HEADERS AND SOCKETS • DOUBLE ROW STRIPS

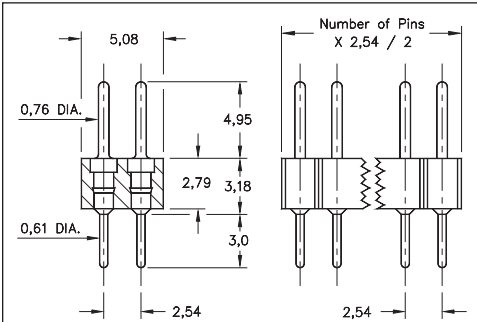


FIG. 1

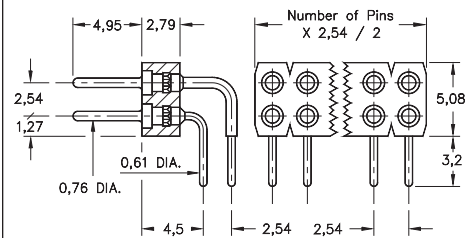


FIG. 2

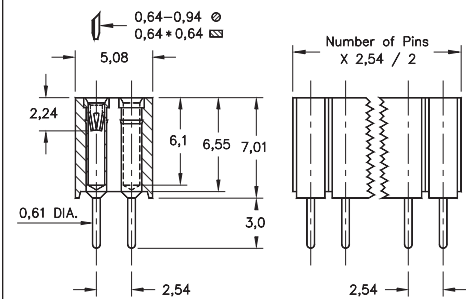


FIG. 3

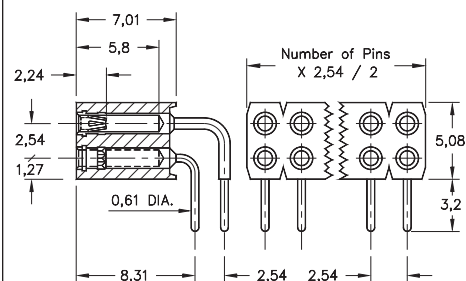









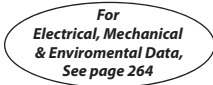







FIG. 4

- Pin interconnects available with straight MM #7007 or right angle MM #5005/5107 solder tails. See page 215 for details
- Sockets are available with straight MM #1304 or right angle MM #1305/1306 soldertails. See pages 177 and 179 for details
- MM #1304, #1305 and #1306 receptacles use Hi-Rel, 6-finger BeCu #47 contact rated at 4.5 amps. Receptacles accept 0,76 diameter and 0,64 square pins. See page 256 for details
- Insulators are high temperature thermoplastic, suitable for all soldering operations



ORDERING INFORMATION

FIG. 1	Series 802...10-001	Straight Pin Header					
	802-XX-0- -10-001000	Specify number of pins \uparrow 04-64					
FIG. 2	Series 802...20-001	Right Angle Pin Header					
	802-XX-0- -20-001000	Specify number of pins \uparrow 02-64					
  							
SPECIFY PLATING CODE XX=		10 	90	40 			
Pin Plating 		0,25µm Au	5,08µm Sn/Pb	5,08µm Sn			
FIG. 3	Series 803...10-001	Straight Socket					
	803-XX- -10-001000	Specify number of pins \uparrow 004-100					
FIG. 4	Series 803...20-001	Right Angle Socket					
	803-XX- -20-001000	Specify number of pins \uparrow 002-100					
  							
SPECIFY PLATING CODE XX=		91	93	99	41 	43 	47 
Sleeve (Pin) 		5,08µm Sn/Pb	5,08µm Sn/Pb	5,08µm Sn/Pb	5,08µm Sn	5,08µm Sn	5,08µm Sn
Contact (Clip) 		0,25µm Au	0,76µm Au	2,54µm Sn/Pb	0,25µm Au	0,76µm Au	Au Flash