

INTERCONNECTS

SERIES 800, 801, 802, 803 • 2,54 GRID SOLDER CUP HEADERS AND SOCKETS • SINGLE AND DOUBLE ROW STRIPS

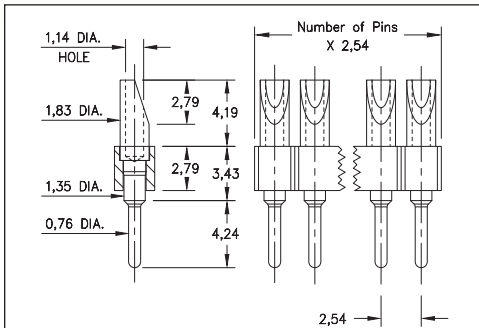


FIG. 1

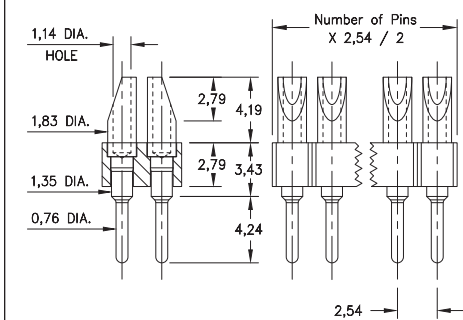


FIG. 2

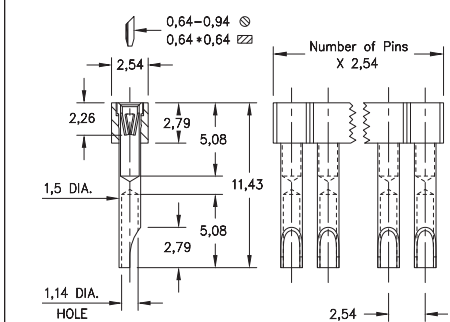


FIG. 3

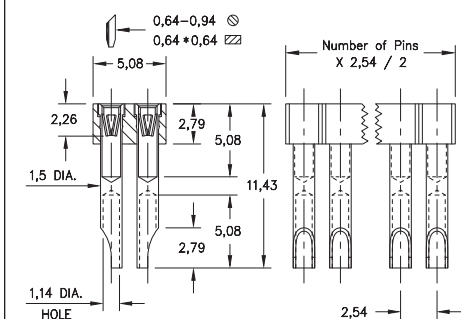



FIG. 4

- Series 800 and 802 use MM #1107 pins. See page 218 for details
- Series 801 and 803 use MM #1134 pin receptacles and accept pin diameters from 0,64 - 0,94 and 0,64 square pins. See page 177 for details
- Series 801 and 803 receptacles use Hi-Rel, 4-finger BeCu #47 contact rated at 4.5 amps. See page 256 for details
- Solder cups are pre-aligned and accept up to 20 AWG wire
- Insulators are high temperature thermoplastic, suitable for all soldering operations



ORDERING INFORMATION









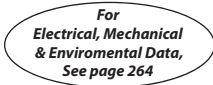



FIG. 1	Series 800...007	Single Row Solder Cup / Solder Tail		
	800-XX-0	-10-007000	Specify number of pins 02-64	
FIG. 2	Series 802...007	Double Row Solder Cup / Solder Tail		
	802-XX-0	-10-007000	Specify number of pins 02-64	
  				
SPECIFY PLATING CODE XX=		10 	40 	
Pin Plating 		0,25µm Au	5,08µm Sn	

FIG. 3	Series 801...007	Single Row Solder Cup Sockets		
	801-13-0	-10-007000	Specify number of pins 02-64	
FIG. 4	Series 803...007	Double Row Solder Cup Sockets		
	803-13-0	-10-007000	Specify number of pins 02-64	
  				
SPECIFY PLATING CODE XX=		13 		
Sleeve (Pin) 		0,25µm Au		
Contact (Clip) 		0,76µm Au		