

INTERCONNECTS

SERIES 326 • 2,54 GRID WRAPOST WITH SOLDER TAIL • SINGLE ROW STRIPS

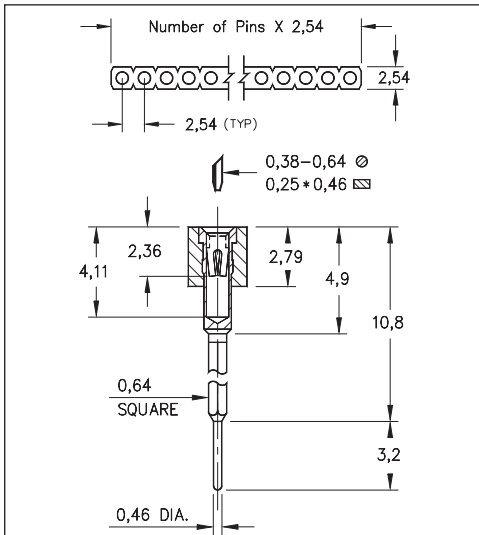


FIG. 1

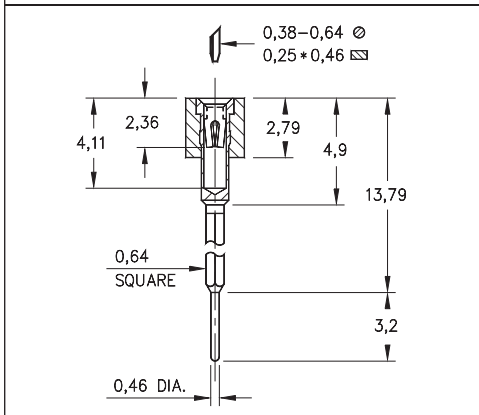


FIG. 2

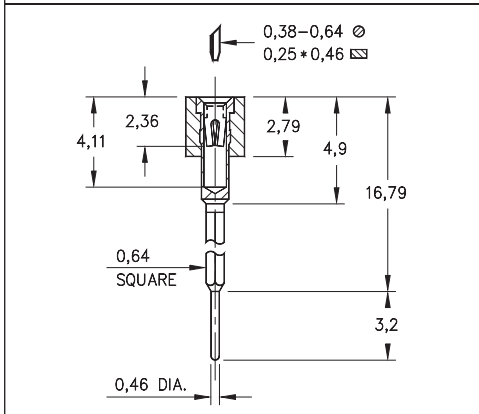


FIG. 3

- Wrapost / Solder Tail combinations are available in 3 lengths using MM pin numbers:

326...001 uses pin # 2601

326...002 uses pin # 2602

326...003 uses pin # 2603

See page 199 for details

- Hi-Rel, 4-finger BeCu #30 contact is rated at 3 amps. See page 253 for details

- Insulators are high temperature thermoplastic, suitable for all soldering operations



ORDERING INFORMATION

	Series 326...001	1 Level Wrapost
FIG. 1	326-XX-1	-41-001000
	Specify number of pins	01-64
FIG. 2	Series 326...002	2 Level Wrapost
	326-XX-1	-41-002000
	Specify number of pins	01-64
FIG. 3	Series 326...003	3 Level Wrapost
	326-XX-1	-41-003000
	Specify number of pins	01-64



XX=Plating Code
See Below

For
Electrical, Mechanical
& Environmental Data,
See page 264

SPECIFY PLATING CODE XX=	91	93	41	43
Sleeve (Pin)	5,08µm Sn/Pb	5,08µm Sn/Pb	5,08µm Sn	5,08µm Sn
Contact (Clip)	0,25µm Au	0,76µm Au	0,25µm Au	0,76µm Au