

INTERCONNECTS

SERIES 351 • .100" GRID INTERCONNECT HEADERS • SINGLE ROW STRIPS

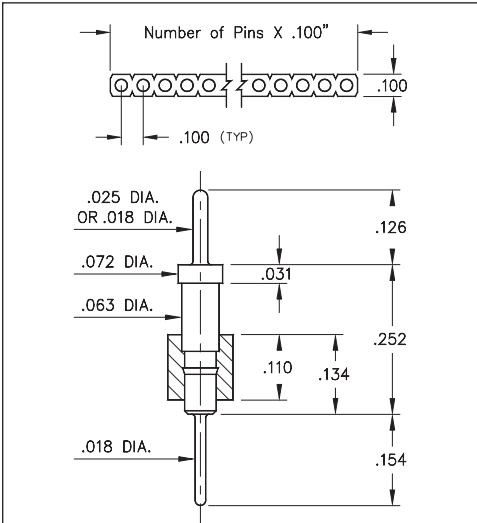


FIG. 1

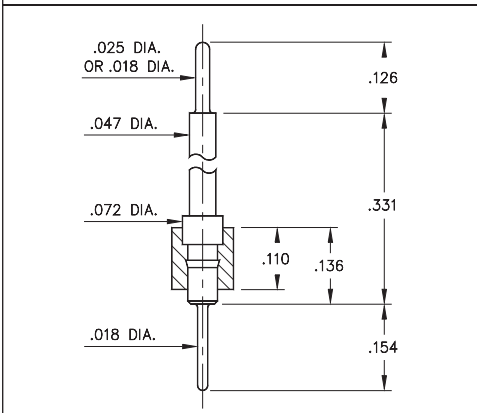


FIG. 2

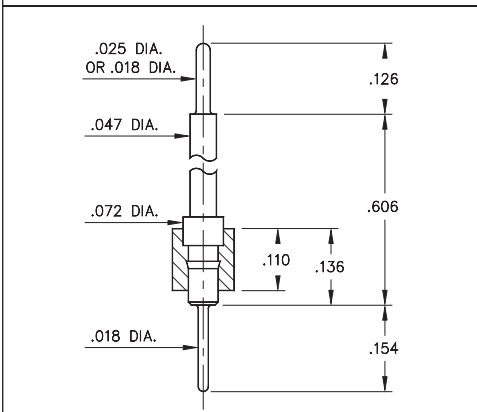



FIG. 3

- Series 351 interconnect header strips come in three lengths with .018" dia. pluggable solder tails at one end and .025" dia. pins at the other. Please see series:
351...003 uses pin #5503
351...004 uses pin #5504
351...005 uses pin #5505
- .018" pluggable solder tails are available at both ends. Please see series:
351...009 uses pin #5509
351...010 uses pin #5510
351...011 uses pin #5511
See pages 212 and 214 for details
- Insulators are high temperature thermoplastic, suitable for all soldering operations



ORDERING INFORMATION

FIG. 1	Series 351...003 .018" / .025" Dia. Solder Tails
	351-10-1__-00-003000 Specify number of pins 01-64
FIG. 2	Series 351...009 .018" / .018" Dia. Solder Tails
	351-10-1__-00-009000 Specify number of pins 01-64
FIG. 2	Series 351...004 .018" / .025" Dia. Solder Tails
	351-10-1__-00-004000 Specify number of pins 01-64
FIG. 3	Series 351...010 .018" / .018" Dia. Solder Tails
	351-10-1__-00-010000 Specify number of pins 01-64
FIG. 3	Series 351...005 .018" / .025" Dia. Solder Tails
	351-10-1__-00-005000 Specify number of pins 01-64
FIG. 3	Series 351...011 .018" / .018" Dia. Solder Tails
	351-10-1__-00-011000 Specify number of pins 01-64



XX=Plating Code
See Below

For
Electrical, Mechanical
& Environmental Data,
See page 264

SPECIFY PLATING CODE XX=	10 ◆			
Pin Plating 	10 μ" Au			