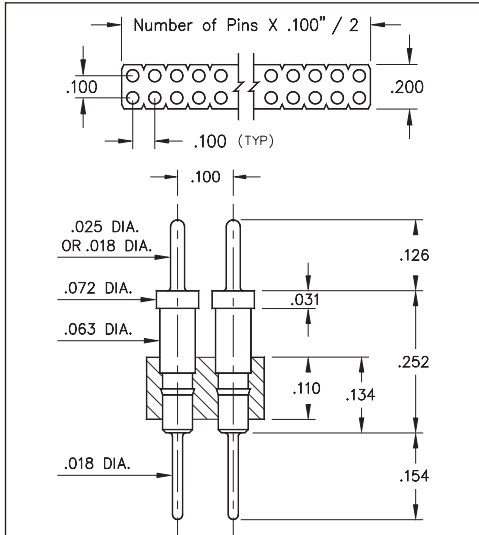
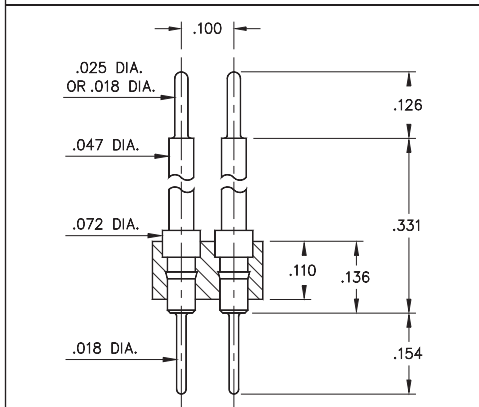


# INTERCONNECTS

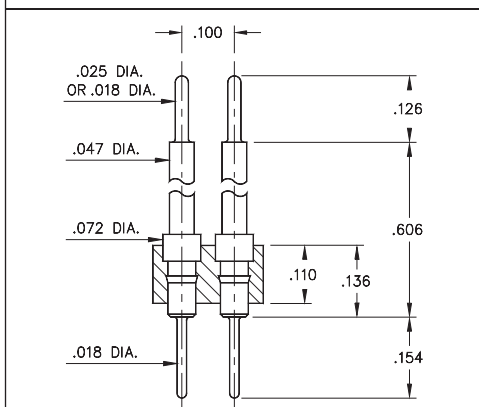
## SERIES 451 • .100" GRID INTERCONNECT HEADERS • DOUBLE ROW STRIPS



**FIG. 1**



**FIG. 2**



**FIG. 3**

- Series 451 interconnect header strips come in three lengths with .018" dia. pluggable solder tails at one end and .025" dia. pins at the other. Please see series:  
451...003 uses pin #5503  
451...004 uses pin #5504  
451...005 uses pin #5505
- .018" pluggable solder tails are available at both ends. Please see series:  
451...009 uses pin #5509  
451...010 uses pin #5510  
451...011 uses pin #5511  
See pages 212 and 214 for details
- Insulators are high temperature thermoplastic, suitable for all soldering operations



### ORDERING INFORMATION

<b>FIG. 1</b>	<b>Series 451...003</b> <b>.018" / .025" Dia. Solder Tails</b>
	451-10-2-__-00-003000 Specify number of pins      04-64
<b>FIG. 2</b>	<b>Series 451...009</b> <b>.018" / .018" Dia. Solder Tails</b>
	451-10-2-__-00-009000 Specify number of pins      04-64
<b>FIG. 2</b>	<b>Series 451...004</b> <b>.018" / .025" Dia. Solder Tails</b>
	451-10-2-__-00-004000 Specify number of pins      04-64
<b>FIG. 3</b>	<b>Series 451...010</b> <b>.018" / .018" Dia. Solder Tails</b>
	451-10-2-__-00-010000 Specify number of pins      04-64
<b>FIG. 3</b>	<b>Series 451...005</b> <b>.018" / .025" Dia. Solder Tails</b>
	451-10-2-__-00-005000 Specify number of pins      04-64
<b>FIG. 3</b>	<b>Series 451...011</b> <b>.018" / .018" Dia. Solder Tails</b>
	451-10-2-__-00-011000 Specify number of pins      04-64



XX=Plating Code  
See Below

For  
Electrical, Mechanical  
& Environmental Data,  
See page 264

SPECIFY PLATING CODE XX=	10 ◆			
Pin Plating 	10 μ" Au			

