

INTERCONNECTS

SERIES 334 • .100" GRID INTERCONNECT HEADERS • SINGLE ROW STRIPS

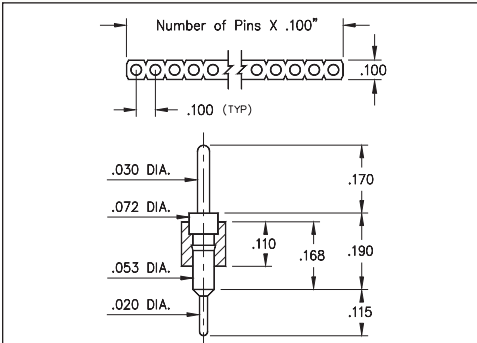


FIG. 1

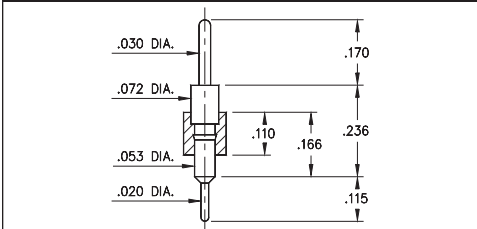


FIG. 2

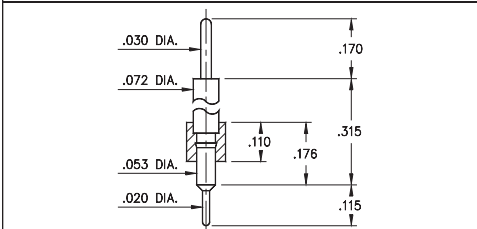


FIG. 3

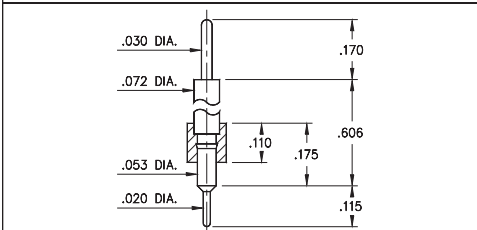


FIG. 4

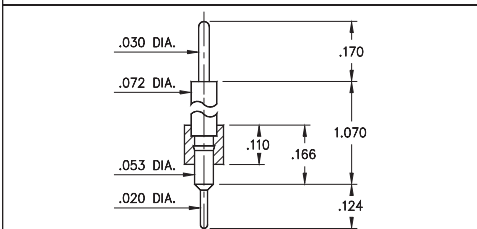


FIG. 5

- Series 334 interconnect header strips are available in 5 lengths:

334...020 uses pin #3402 (L = .190")

334...010 uses pin #3401 (L = .236")


334...050 uses pin #3405 (L = .315")

334...000 uses pin #3400 (L = .606")

334...100 uses pin #3410 (L = 1.070")

See page 215 for details

- Strips come with .020" pluggable soldertails at one end and .030" tails at the other
- Insulators are high temperature thermoplastic, suitable for all soldering operations



ORDERING INFORMATION

	Series 334...020	.020" / .030" Dia. Solder Tails
FIG. 1	334-XX-1	-00-020000
	Specify number of pins	01-64
FIG. 2	Series 334...010	.020" / .030" Dia. Solder Tails
	334-XX-1	-00-010000
FIG. 3	Series 334...050	.020" / .030" Dia. Solder Tails
	334-XX-1	-00-050000
FIG. 4	Series 334...000	.020" / .030" Dia. Solder Tails
	334-XX-1	-00-000000
FIG. 5	Series 334...100	.020" / .030" Dia. Solder Tails
	334-XX-1	-00-100000



XX=Plating Code
See Below

For
Electrical, Mechanical
& Environmental Data,
See page 264

SPECIFY PLATING CODE XX=	10	90	40	
Pin Plating	10 μ" Au	200 μ" Sn/Pb	200 μ" Sn	

