

INTERCONNECTS

SERIES 442 • .100" GRID BOARD STACKING HEADERS • DOUBLE ROW STRIPS

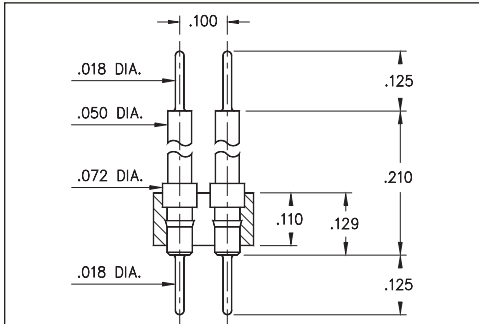


FIG. 1

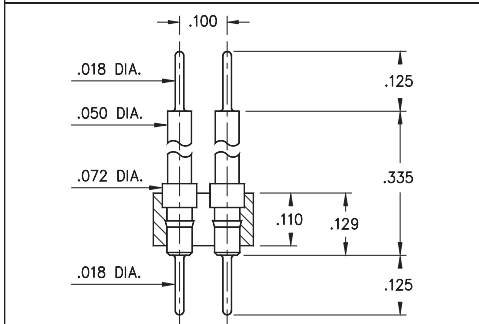


FIG. 2

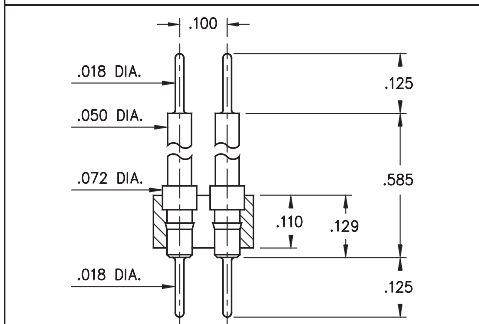


FIG. 3

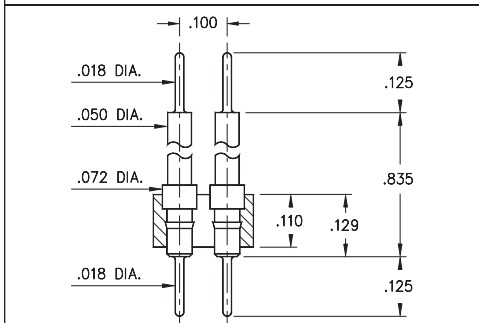


FIG. 4

- Series 442 interconnect header strips come in four heights with .018" dia. pluggable solder tails at both ends

442...591 uses pin #4259-1 (L = .210")
 442...592 uses pin #4259-2 (L = .335")
 442...593 uses pin #4259-3 (L = .585")
 442...594 uses pin #4259-4 (L = .835")
 See page 212 for details

- Insulators are high temperature thermoplastic, suitable for all soldering operations



ORDERING INFORMATION

FIG. 1	Series 442...591 .018" / .018" Dia. Solder Tails
	442-XX-2__-00-591000 Specify number of pins 04-64
FIG. 2	Series 442...592 .018" / .018" Dia. Solder Tails
	442-XX-2__-00-592000 Specify number of pins 04-64
FIG. 3	Series 442...593 .018" / .018" Dia. Solder Tails
	442-XX-2__-00-593000 Specify number of pins 04-64
FIG. 4	Series 442...594 .018" / .018" Dia. Solder Tails
	442-XX-2__-00-594000 Specify number of pins 04-64



XX=Plating Code
See Below

For
Electrical, Mechanical
& Environmental Data,
See page 264

SPECIFY PLATING CODE XX=	10 ◆	90	40 ◆	
Pin Plating 	10 μ" Au	200 μ" Sn/Pb	200 μ" Sn	

