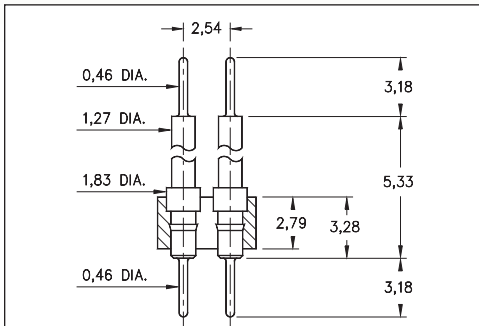
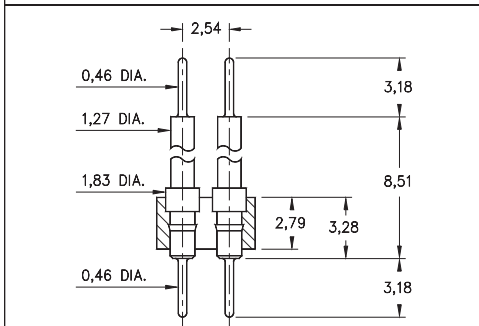


# INTERCONNECTS

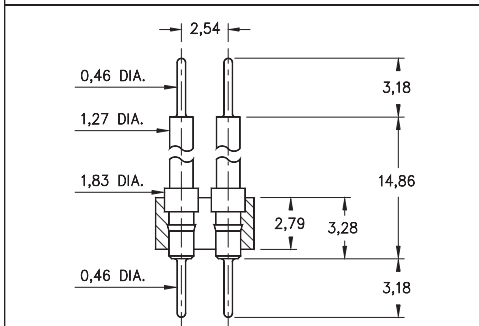
## SERIES 442 • 2,54 GRID BOARD STACKING HEADERS • DOUBLE ROW STRIPS



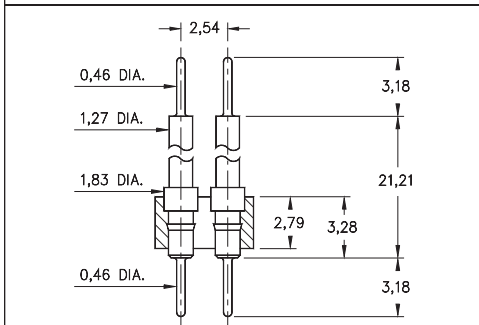
**FIG. 1**



**FIG. 2**



**FIG. 3**




**FIG. 4**

- Series 442 interconnect header strips come in four heights with 0,46 dia. pluggable solder tails at both ends

442...591 uses pin #4259-1 ( L = 5,33 )  
 442...592 uses pin #4259-2 ( L = 8,51 )  
 442...593 uses pin #4259-3 ( L = 14,86 )  
 442...594 uses pin #4259-4 ( L = 21,21 )  
 See page 212 for details

- Insulators are high temperature thermoplastic, suitable for all soldering operations



### ORDERING INFORMATION

<b>FIG. 1</b>	<b>Series 442...591</b>	<b>0,46 / 0,46 Dia. Solder Tails</b>
	442-XX-2--00-591000	Specify number of pins → 04-64
<b>FIG. 2</b>	<b>Series 442...592</b>	<b>0,46 / 0,46 Dia. Solder Tails</b>
	442-XX-2--00-592000	Specify number of pins → 04-64
<b>FIG. 3</b>	<b>Series 442...593</b>	<b>0,46 / 0,46 Dia. Solder Tails</b>
	442-XX-2--00-593000	Specify number of pins → 04-64
<b>FIG. 4</b>	<b>Series 442...594</b>	<b>0,46 / 0,46 Dia. Solder Tails</b>
	442-XX-2--00-594000	Specify number of pins → 04-64



XX=Plating Code  
See Below

For  
Electrical, Mechanical  
& Environmental Data,  
See page 264

<b>SPECIFY PLATING CODE XX=</b>	10 ◆	90	40 ◆	
Pin Plating 	0,25µm Au	5,08µm Sn/Pb	5,08µm Sn	

