

INTERCONNECTS

SERIES 353, 362, 363, 373, 382, 383 • .100" GRID WRAPOST • SINGLE ROW STRIPS

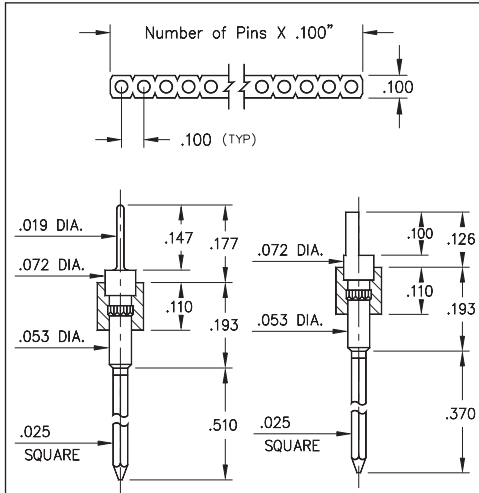


FIG. 1

FIG. 2

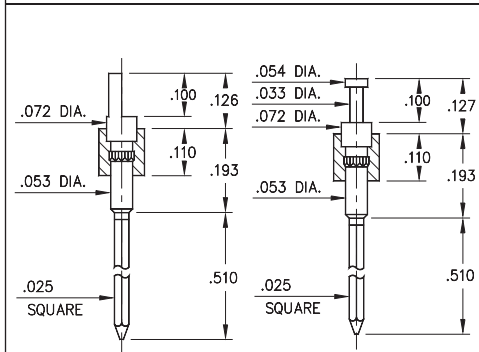


FIG. 3

FIG. 4

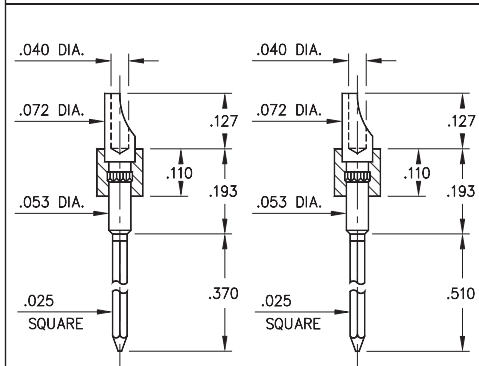



FIG. 5

FIG. 6

- Series 353, 362, 363, 373, 382 and 383 single row header strips come in various styles (pin, slotted head, turret and solder cup) with wrapost tails

- 353...001 uses pin #5301
- 362...001 uses pin #1106-2
- 363...001 uses pin #1106-3
- 373...001 uses pin #0730-3
- 382...001 uses pin #8301-2
- 383...001 uses pin #8301-3

- Insulators are high temperature thermoplastic, suitable for all soldering operations



ORDERING INFORMATION

	Series 353...001	Pin / 3 Level Wrapost
FIG. 1	353-XX-1	-00-001000 Specify number of pins 01-64
FIG. 2	Series 362...001	Slotted Head / 2 Level Wrapost
FIG. 3	362-XX-1	-00-001000 Specify number of pins 01-64
FIG. 4	Series 363...001	Slotted Head / 3 Level Wrapost
FIG. 5	363-XX-1	-00-001000 Specify number of pins 01-64
FIG. 6	Series 373...001	Turret / 3 Level Wrapost
FIG. 7	373-XX-1	-00-001000 Specify number of pins 01-64
FIG. 8	Series 382...001	Solder Cup / 2 Level Wrapost
FIG. 9	382-XX-1	-00-001000 Specify number of pins 01-64
FIG. 10	Series 383...001	Solder Cup / 3 Level Wrapost
FIG. 11	383-XX-1	-00-001000 Specify number of pins 01-64



XX=Plating Code
See Below

For
Electrical, Mechanical
& Environmental Data,
See page 264

SPECIFY PLATING CODE XX=	10	90	40	
Pin Plating	10 μ" Au	200 μ" Sn/Pb	200 μ" Sn	

