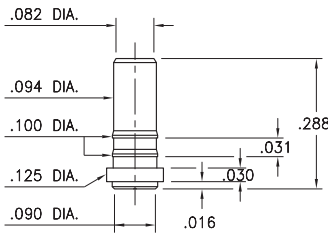
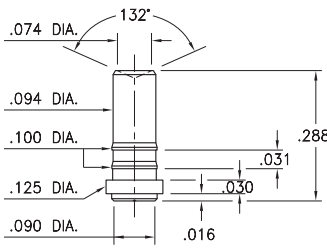
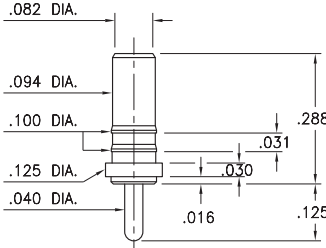
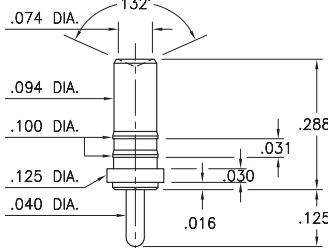
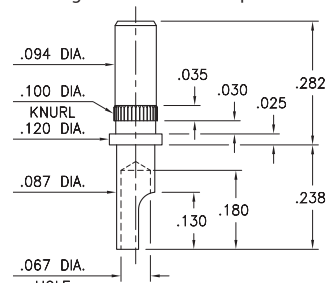
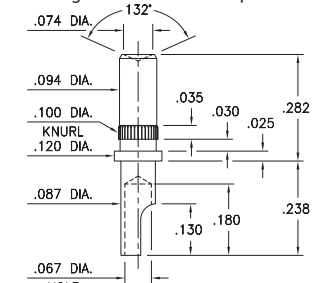


# MALE PCB PINS

## PRINTED CIRCUIT PINS

<p><b>1959-0</b> 1959-0-00-15-00-00-03-0 Flat face Target contact, surface mount Press-fit in .098 mounting hole</p> 	<p><b>1959-1</b> 1959-1-00-15-00-00-03-0 Concave face Target contact, surface mount Press-fit in .098 mounting hole</p> 	<p><b>1969-0</b> 1969-0-00-15-00-00-03-0 Flat face Target contact, solder Tail Press-fit in .098 mounting hole</p> 	<p><b>1969-1</b> 1969-1-00-15-00-00-03-0 Concave face Target contact, solder Tail Press-fit in .098 mounting hole</p> 
<p><b>1968-0</b> 1968-0-00-15-00-00-03-0 Flat face Target contact, Press-fit in .097" mounting hole. For wire sizes up to 16AWG</p> 	<p><b>1968-1</b> 1968-1-00-15-00-00-03-0 Concave face Target contact, Press-fit in .097" mounting hole. For wire sizes up to 16AWG</p> 		

### SPECIFICATIONS:

**Pin Material:** Brass Alloy 360, 1/2 Hard  
(Except where noted)

**Dimensions:** Inches

**Tolerances On:** Lengths: ±.005  
Diameters: ±.002  
Angles: ±2°



ORDER CODE: XXXX - 0 - 00 - XX - 00 - 00 - 03 - 0

BASIC PART #

SPECIFY PIN FINISH:

- 01 200 μ" TIN/LEAD OVER NICKEL
- ◆ 80 200 μ" TIN OVER NICKEL (RoHS)
- ◆ 15 10 μ" GOLD OVER NICKEL (RoHS)
- ◆ 21 20 μ" GOLD OVER NICKEL (RoHS)
- ◆ 34 50 μ" GOLD OVER NICKEL (RoHS)

