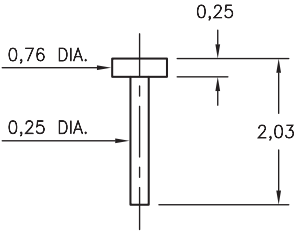
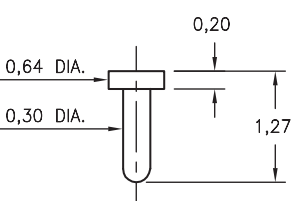
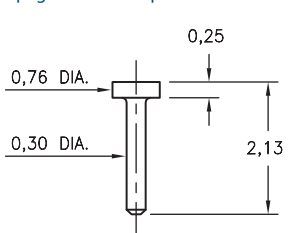
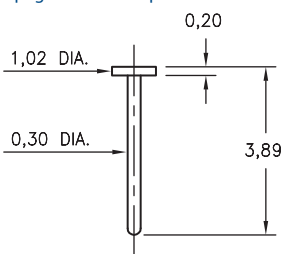
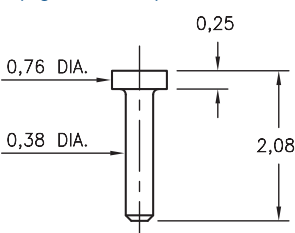
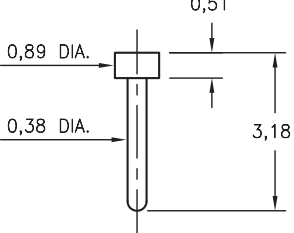
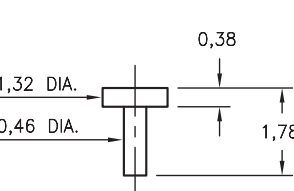
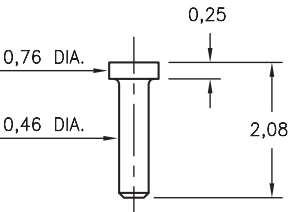
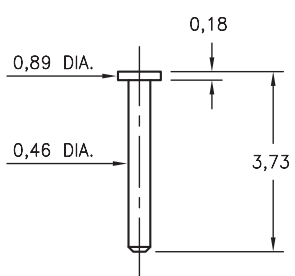
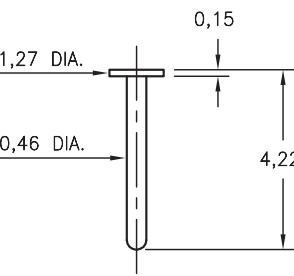
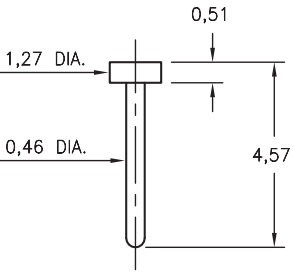
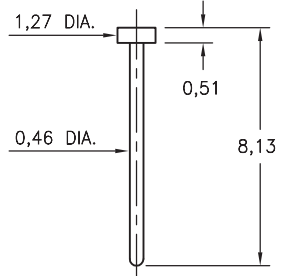


MALE PCB PINS

PRINTED CIRCUIT PINS • NAIL HEAD TYPE

<p>4184 4184-0-00-XX-00-00-33-0 Solder mount in 0,36 mounting hole</p> 	<p>9050 9050-0-00-XX-00-00-33-0 Solder mount in 0,41 mounting hole</p> 	<p>4353 4353-0-00-XX-00-00-33-0 Solder mount in 0,41 mounting hole Also available on 16mm wide carrier tape: 3,040 parts per 330mm reel. See page 224.2 for Tape & Reel details</p> 	<p>9083 9083-0-00-XX-00-00-38-0 Solder mount in 0,41 mounting hole Also available on 16mm wide carrier tape: 1,950 parts per 330mm reel. See page 224.2 for Tape & Reel details</p> 
<p>4825 4825-0-00-XX-00-00-33-0 Solder mount in 0,48 mounting hole Also available on 16mm wide carrier tape: 3,250 parts per 330mm reel. See page 224.1 for Tape & Reel details</p> 	<p>4689 4689-0-00-XX-00-00-33-0 Solder mount in 0,48 mounting hole</p> 	<p>4361 4361-0-00-XX-00-00-33-0 Solder mount in 0,56 mounting hole</p> 	<p>4288 4288-0-00-XX-00-00-33-0 Solder mount in 0,56 mounting hole</p> 
<p>4068 4068-0-00-XX-00-00-33-0 Solder mount in 0,56 mounting hole</p> 	<p>9113 9113-0-00-XX-00-00-38-0 Solder mount in 0,56 mounting hole</p> 	<p>9137 9137-0-00-XX-00-00-38-0 Solder mount in 0,56 mounting hole</p> 	<p>5137 5137-0-00-XX-00-00-38-0 Solder mount in 0,56 mounting hole</p> 

SPECIFICATIONS:

Pin Material: Brass Alloy 360, 1/2 Hard
(Except where noted)

Dimensions: Millimeters

Tolerances On: Lengths: $\pm 0,13$
Diameters: $\pm 0,051$
Angles: $\pm 2^\circ$



ORDER CODE: XXXX - X - 00 - XX - 00 - 00 - XX - 0

BASIC PART #

SPECIFY PIN FINISH:

- 01** 5,08 μ m TIN/LEAD OVER NICKEL
- ◆ **80** 5,08 μ m TIN OVER NICKEL (RoHS)
- ◆ **15** 0,25 μ m GOLD OVER NICKEL (RoHS)
- ◆ **21** 0,51 μ m GOLD OVER NICKEL (RoHS)
- ◆ **34** 1,27 μ m GOLD OVER NICKEL (RoHS)

