

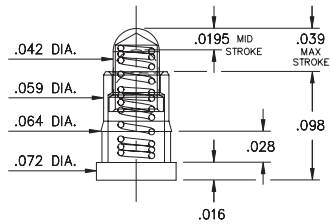
# SPRING-LOADED PINS

## DISCRETE SPRING-LOADED CONTACTS • SURFACE MOUNT

### 0900-0

0900-0-15-20-76-14-11-0

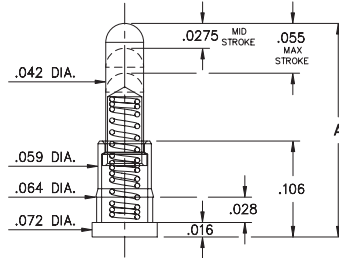
"Legacy P/N 0900-0-00-00-00-00-11-0"  
Short stroke, Surface mount. Also available on 16mm wide carrier tape: 2,000 parts 13" reel. See page 28.2 for Tape & Reel details



### 0900-1 ⇨ 4,8

0900-X-15-20-75-14-11-0

"Legacy P/N 0900-X-00-00-00-00-11-0"  
Standard stroke, Surface mount. Also available on 16mm wide carrier tape: 1,500 parts per 13" reel. See page 28.2 for Tape & Reel details



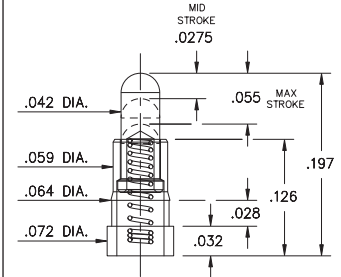
Basic Part Number	Length A
0900-1	.177
0900-2	.197
0900-3	.217
0900-4	.236
* 0900-8	.155

\* 0900-8 has a .0195 Mid Stroke & .039 Max. Stroke  
Order as:  
0900-8-15-20-76-14-11-0

### 0934

0934-0-15-20-74-14-26-0

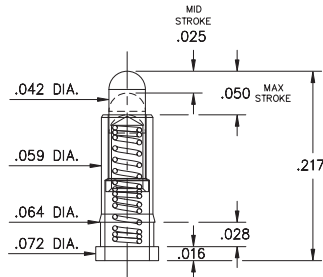
Standard stroke, Surface mount



### 0936

0936-0-15-20-7X-14-11-0

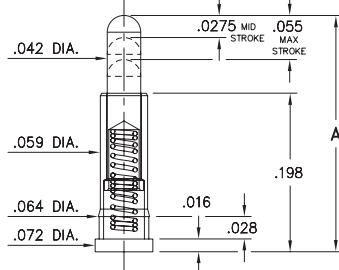
Standard stroke, Surface mount



### 0907-0 ⇨ 9

0907-X-15-20-75-14-11-0

Standard stroke, Surface mount, Mid profile  
Also available with insulated sleeve, see page 19.4

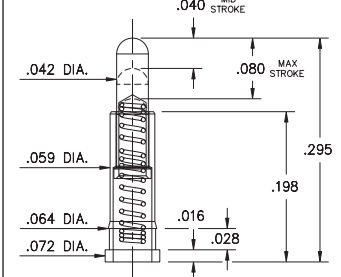


Basic Part Number	Length A
0907-0	.255
0907-1	.275
0907-2	.295
0907-3	.315
0907-4	.335
0907-5	.350
0907-6	.370
0907-7	.390
0907-8	.410
0907-9	.430

### 0928

0928-0-15-20-77-14-11-0

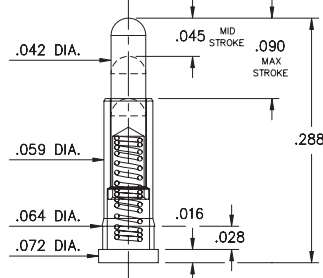
Long stroke, Surface mount



### 0913

0913-0-15-20-77-14-11-0

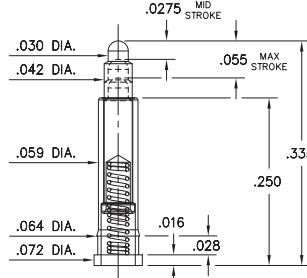
Long stroke, Surface mount, Mid profile



### 0925

0925-0-15-20-75-14-11-0

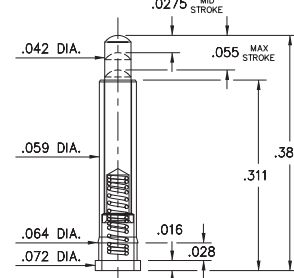
Standard stroke, Surface mount  
Reduced plunger



### 0927

0927-0-15-20-7X-14-11-0

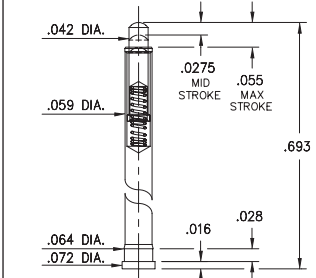
Standard stroke, Surface mount, Mid profile



### 0905

0905-0-15-20-7X-14-11-0

"Legacy P/N 0905-0-00-00-00-00-11-0"  
Standard stroke, Surface mount, High profile



#### Material Specifications:

**Sleeve & Plunger Material:** Copper Alloy  
**Spring Material:** Beryllium Copper  
**Sleeve & Plunger Finish:** 20 μ" Gold over Nickel  
**Spring Finish:** 10 μ" Gold over Nickel  
**Dimensions: Inches**  
**Tolerances On:** Lengths: ± .006  
Diameters: ± .002  
Angles: ± 2°



#### Mechanical & Electrical Specifications:

**Durability:** Up to 1,000,000 cycles  
**Current Rating:** 2A continuous, 3A peak  
**Contact Resistance:** 20 mΩ max.

#### Environmental Specifications:

**Operating temperature range:**  
-55/+125° C (discontinuous)

**74, 75, 76, 77 Springs are not interchangeable**

Order Code: 09XX - X - 15 - 20 - 7X - 14 - XX - 0

Spring Number

Spring Number	Mid. Stroke	Max. Stroke	Force @ Mid. Stroke	Initial Force (Pre-Load)
74	.0275	.055	50 g	15 g
75	.0275	.055	60 g	25 g
76	.0195	.039	60 g	25 g
77	.045	.090	60 g	25 g

