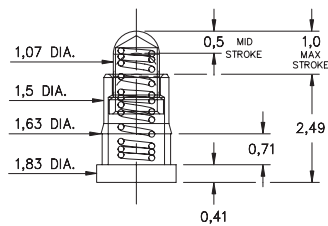


SPRING-LOADED PINS

DISCRETE SPRING-LOADED CONTACTS • SURFACE MOUNT

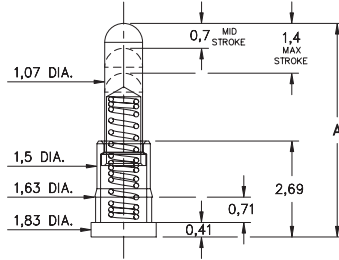
0900-0

0900-0-15-20-76-14-11-0
 "Legacy P/N 0900-0-00-00-00-00-11-0"
 Short stroke, Surface mount. Also available
 on 16mm wide carrier tape: 2,000 parts per
 330mm reel. See pg. 28.2 for Tape & Reel details



0900-1 ⇔ 4,8

0900-X-15-20-75-14-11-0
 "Legacy P/N 0900-X-00-00-00-00-11-0"
 Standard stroke, Surface mount. Also available on
 16mm wide carrier tape: 1,500 parts per 330mm reel
 See page 28.2 for Tape & Reel details

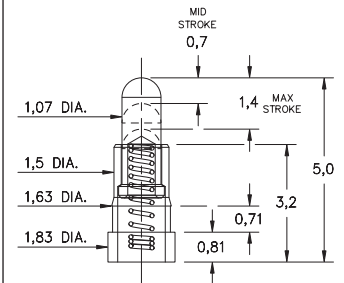


Basic Part Number	Length A
0900-1	4,5
0900-2	5,0
0900-3	5,51
0900-4	5,99
* 0900-8	3,94

* 0900-8 has a 0,5 Mid. Stroke & 1,0 Max. Stroke
 Order as:
 0900-8-15-20-76-14-11-0

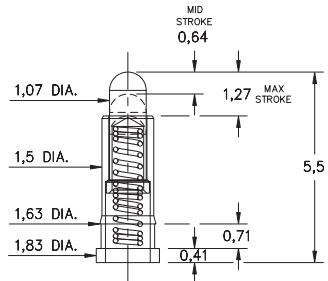
0934

0934-0-15-20-74-14-26-0
 Standard stroke, Surface mount



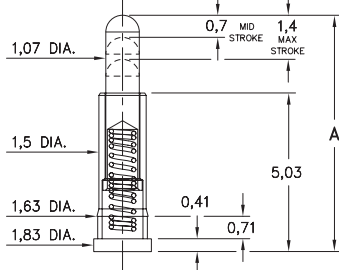
0936

0936-0-15-20-7X-14-11-0
 Standard stroke, Surface mount



0907-0 ⇔ 9

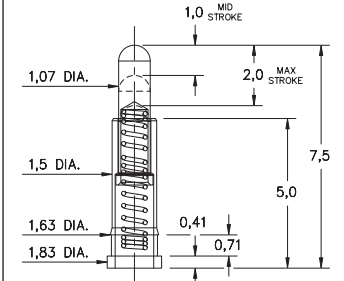
0907-X-15-20-75-14-11-0
 Standard stroke, Surface mount, Mid profile
 Also available with insulated sleeve, see page 19.4



Basic Part Number	Length A
0907-0	6,48
0907-1	6,99
0907-2	7,49
0907-3	8,0
0907-4	8,51
0907-5	8,89
0907-6	9,4
0907-7	9,91
0907-8	10,41
0907-9	10,92

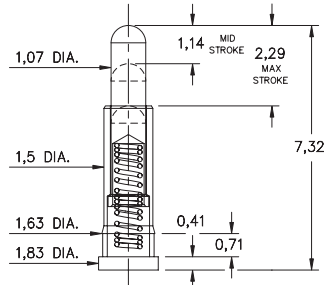
0928

0928-0-15-20-77-14-11-0
 Long stroke, Surface mount



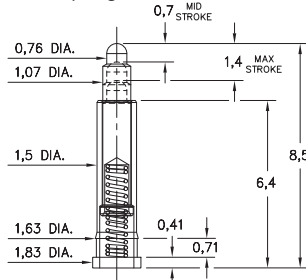
0913

0913-0-15-20-77-14-11-0
 Long stroke, Surface mount, Mid profile



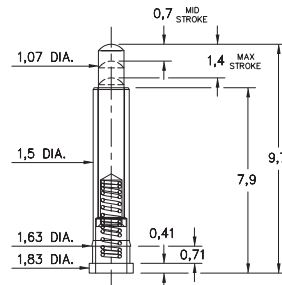
0925

0925-0-15-20-75-14-11-0
 Standard stroke, Surface mount
 Reduced plunger



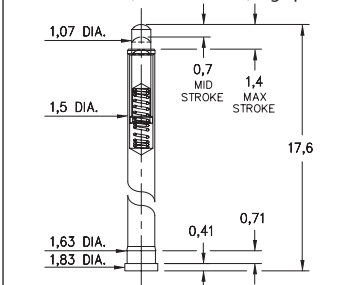
0927

0927-0-15-20-7X-14-11-0
 Standard stroke, Surface mount, Mid profile



0905

0905-0-15-20-7X-14-11-0
 "Legacy P/N 0905-0-00-00-00-00-11-0"
 Standard stroke, Surface mount, High profile



Material Specifications:

Sleeve & Plunger Material: Copper Alloy
Spring Material: Beryllium Copper
Sleeve & Plunger Finish: 0,5µm Gold over Nickel
Spring Finish: 0,25µm Gold over Nickel
Dimensions: Millimeters
Tolerances On: Lengths: ± 0,15
 Diameters: ± 0,051
 Angles: ± 2°



Mechanical & Electrical Specifications:

Durability: Up to 1,000,000 cycles
Current Rating: 2A continuous, 3A peak
Contact Resistance: 20 mΩ max.

Environmental Specifications:

Operating temperature range:
 -55/+125° C (discontinuous)

74, 75, 76, 77 Springs are not interchangeable

Order Code: 09XX - X - 15 - 20 - 7X - 14 - XX - 0

Spring Number

Spring Number	Mid. Stroke	Max. Stroke	Force @ Mid. Stroke	Initial Force (Pre-Load)
74	0,7	1,4	50 g	15 g
75	0,7	1,4	60 g	25 g
76	0,5	1,0	60 g	25 g
77	1,14	2,29	60 g	25 g

