

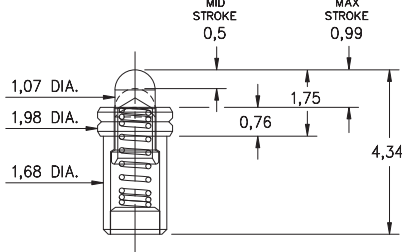
SPRING-LOADED PINS

DISCRETE SPRING-LOADED CONTACTS

0921-0

0921-0-15-20-76-14-11-0

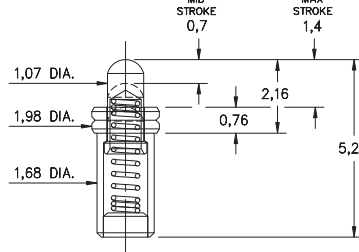
Ultra low profile, Short stroke. Solder mount in 1,78 min. mounting hole
Also available on 24mm wide carrier tape: 1,700 parts per 330mm reel
See page 28.2 for Tape & Reel details



0921-1

0921-1-15-20-7X-14-11-0

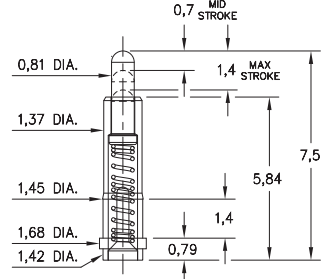
Low profile, Standard stroke. Solder mount in 1,78 min. mounting hole
Also available on 24mm wide carrier tape: 1,500 parts per 330mm reel
See page 28.2 for Tape & Reel details



0911

0911-0-15-20-86-14-11-0

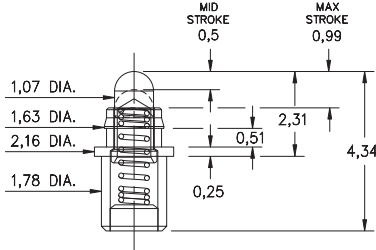
Standard stroke, Surface mount
*Stainless steel spring



0926-0

0926-0-15-20-76-14-11-0

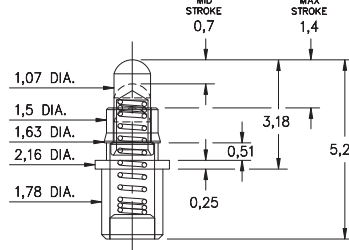
Low profile, Short stroke. Solder mount in 1,88 min. mounting hole
Also available on 16mm wide carrier tape: 1,700 parts per 330mm reel
See page 28.3 for Tape & Reel details



0926-1

0926-1-15-20-75-14-11-0

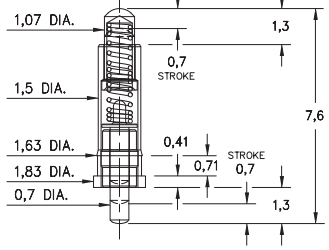
Low profile, Standard stroke. Solder mount in 1,88 min. mounting hole
Also available on 24mm wide carrier tape: 1,450 parts per 330mm reel
See page 28.3 for Tape & Reel details



0980

0980-0-15-20-7X-14-11-0

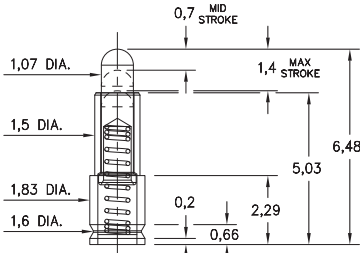
Double action, 1,4 Combined stroke
Mount between parallel circuit boards



0977

0977-0-15-20-7X-14-11-0

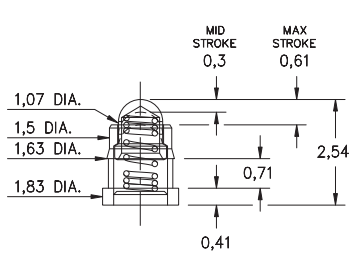
Standard stroke, Surface mount
Also available on 24mm wide carrier tape: 1,100 parts per 330mm reel
See page 28.3 for Tape & Reel details



0965

0965-0-15-20-80-14-11-0

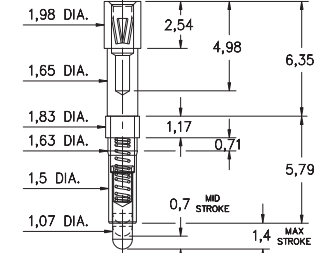
Ultra low profile, Surface mount, *Stainless steel spring
Also available on 16mm wide carrier tape: 3,000 parts per 330mm reel
See page 28.3 for Tape & Reel details



0959

0959-0-54-20-7X-14-11-0

Receptacle spring pin, Standard stroke
Accepts 0,51 - 0,81 Dia. pins



Material Specifications:

Sleeve & Plunger Material: Copper Alloy
Spring Material: BeCu or Stainless Steel 302 *
Sleeve & Plunger Finish: 0,5µm Gold over Nickel
Spring Finish: 0,25µm Gold over Nickel
Dimensions: Millimeters
Tolerances On: Lengths: ± 0,15
Diameters: ± 0,051
Angles: ± 2°



Mechanical & Electrical Specifications:

Durability: Up to 1,000,000 cycles
Current Rating: 2A continuous, 3A peak
Contact Resistance: 20 mΩ max.

Environmental Specifications:

Operating temperature range:
-55/+125 °C (discontinuous)

75, 76, 80, 85, 86 Springs are not interchangeable

Order Code: 09XX - X - 15 - 20 - XX - 14 - 11 - 0

Spring Number

Spring Number	Mid. Stroke	Max. Stroke	Force @ Mid. Stroke	Initial Force (Pre-Load)
75	0,7	1,4	60 g	25 g
76	0,5	0,99	60 g	25 g
80	0,3	0,61	70 g	25 g
85	1,02	2,03	60 g	25 g
86	0,7	1,4	60 g	25 g

