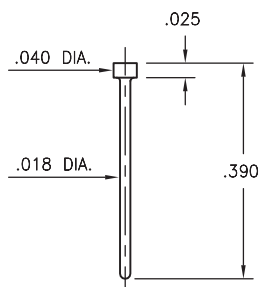
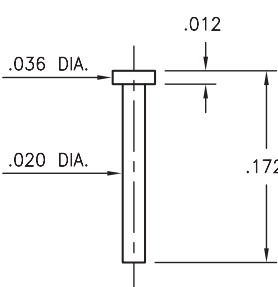
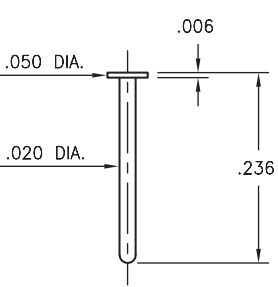
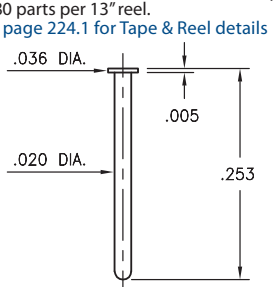
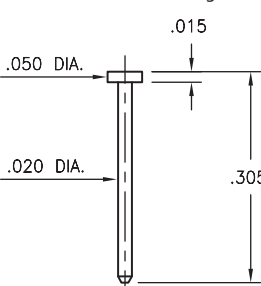
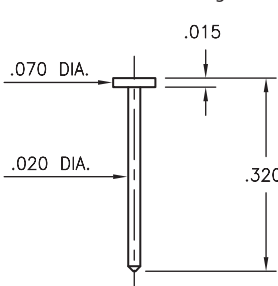
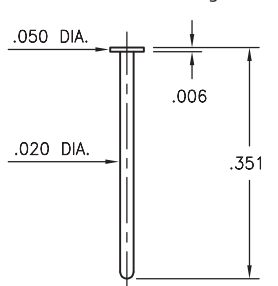
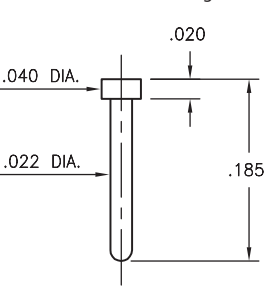
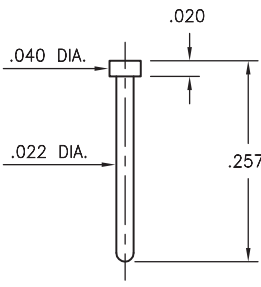
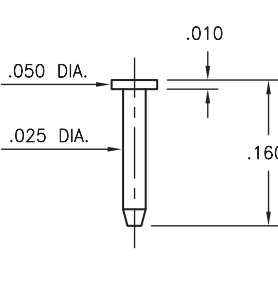
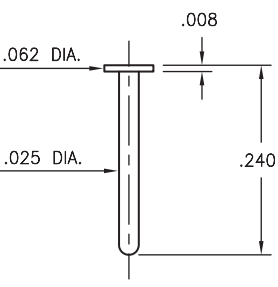
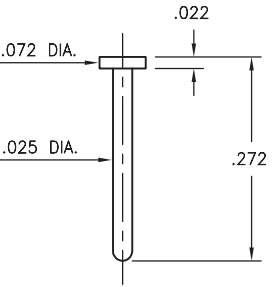


# MALE PCB PINS

## PRINTED CIRCUIT PINS • NAIL HEAD TYPE

<p><b>4209</b> 4209-0-00-XX-00-00-33-0 Solder mount in .022 mounting hole</p> 	<p><b>5063</b> 5063-0-00-XX-00-00-33-0 Solder mount in .024 mounting hole</p> 	<p><b>4965</b> 4965-0-00-XX-00-00-33-0 Solder mount in .024 mounting hole</p> 	<p><b>6547</b> 6547-0-00-XX-00-00-33-0 Solder mount in .024 mounting hole Also available on 24mm wide carrier tape: 1,080 parts per 13" reel. See page 224.1 for Tape &amp; Reel details</p> 
<p><b>4071</b> 4071-0-00-XX-00-00-33-0 Solder mount in .024 mounting hole</p> 	<p><b>8808</b> 8808-0-00-XX-00-00-33-0 Solder mount in .024 mounting hole</p> 	<p><b>4964</b> 4964-0-00-XX-00-00-33-0 Solder mount in .024 mounting hole</p> 	<p><b>9185</b> 9185-0-00-XX-00-00-33-0 Solder mount in .026 mounting hole</p> 
<p><b>8257</b> 8257-0-00-XX-00-00-33-0 Solder mount in .026 mounting hole</p> 	<p><b>5035</b> 5035-0-00-XX-00-00-33-0 Solder mount in .029 mounting hole</p> 	<p><b>5240</b> 5240-0-00-XX-00-00-33-0 Solder mount in .029 mounting hole</p> 	<p><b>2650</b> 2650-0-00-XX-00-00-33-0 Solder mount in .029 mounting hole</p> 

### SPECIFICATIONS:

**Pin Material:** Brass Alloy 360, 1/2 Hard  
(Except where noted)

**Dimensions:** Inches

**Tolerances On:** Lengths:  $\pm .005$   
Diameters:  $\pm .002$   
Angles:  $\pm 2^\circ$



**ORDER CODE:** XXXX - X - 00 - XX - 00 - 00 - XX - 0

**BASIC PART #** →

← **SPECIFY PIN FINISH:**

- 01** 200  $\mu$ " TIN/LEAD OVER NICKEL
- ◆ **80** 200  $\mu$ " TIN OVER NICKEL (RoHS)
- ◆ **15** 10  $\mu$ " GOLD OVER NICKEL (RoHS)
- ◆ **21** 20  $\mu$ " GOLD OVER NICKEL (RoHS)
- ◆ **34** 50  $\mu$ " GOLD OVER NICKEL (RoHS)

