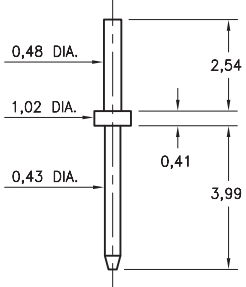
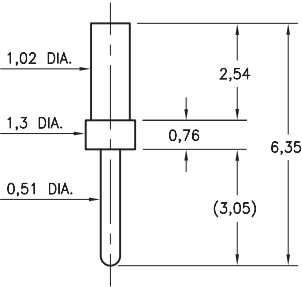
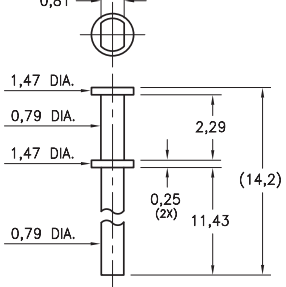
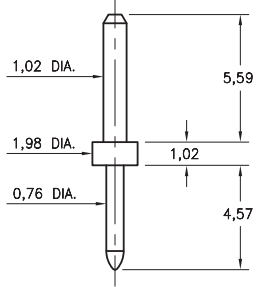
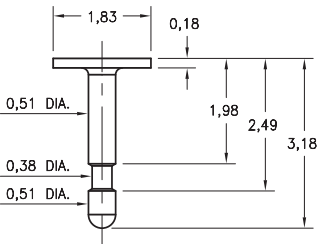


MALE PCB PINS

PRINTED CIRCUIT PINS

<p>5421 5421-0-00-XX-00-00-03-0 Solder mount in 0,58 or 0,53 mounting hole</p> 	<p>7069 7069-0-00-XX-00-00-03-0 Solder mount in 1,12 or 0,61 mounting hole</p> 	<p>5247 5247-0-00-XX-00-00-03-0 Solder mount in 0,89 mounting hole</p> 	<p>6136 6136-0-00-XX-00-00-03-0 Solder mount in 1,12 or 0,86 mounting hole</p> 
<p>6599 6599-0-00-XX-00-00-03-0 Solder mount in 0,61 mounting hole</p> 			

SPECIFICATIONS:

Pin Material: Brass Alloy 360, 1/2 Hard
 (Except were noted)

Dimensions: Inches

Tolerances On: Lengths: $\pm .005$
 Diameters: $\pm .002$
 Angles: $\pm 2^\circ$



ORDER CODE: XXXX - X - 0X - XX - 00 - 00 - XX - 0

BASIC PART # →

← **SPECIFY PIN FINISH:**

- 01 200 μ " TIN/LEAD OVER NICKEL
- ◆ 80 200 μ " TIN OVER NICKEL (RoHS)
- ◆ 15 10 μ " GOLD OVER NICKEL (RoHS)
- ◆ 21 20 μ " GOLD OVER NICKEL (RoHS)
- ◆ 34 50 μ " GOLD OVER NICKEL (RoHS)