

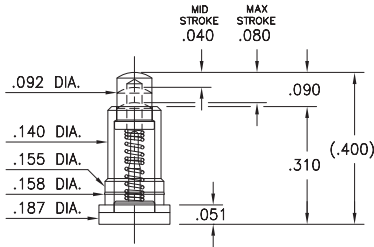
# SPRING-LOADED PINS

## DISCRETE SPRING-LOADED CONTACTS • POWER SPRING PINS

### 0871

0871-0-15-20-82-14-11-0

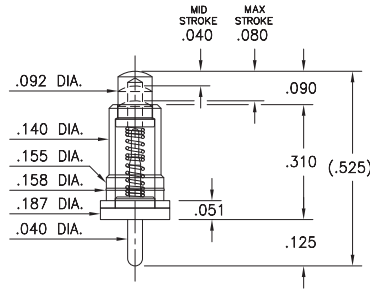
Long stroke, Surface mount \*Force @ Mid. Stroke 100g  
Also available on 24mm wide carrier tape: 330 parts per 13" reel  
See page 28.5 for Tape & Reel details



### 0861

0861-0-15-20-82-14-11-0

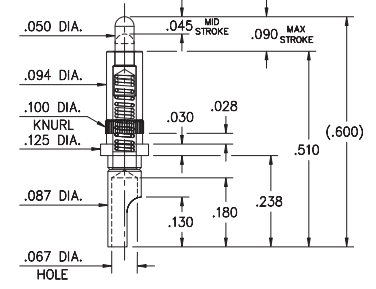
Solder Mount in .043 min. mounting hole  
\*Force @ Mid. Stroke 100g



### 0868

0868-0-15-20-82-14-11-0

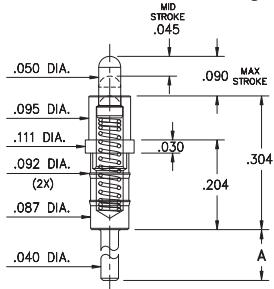
Long stroke, Soldercup  
Accepts wire sizes up to 16 AWG



### 0852

0852-X-15-20-83-14-11-0

Power spring pin  
Solder Mount in .045 min. mounting hole

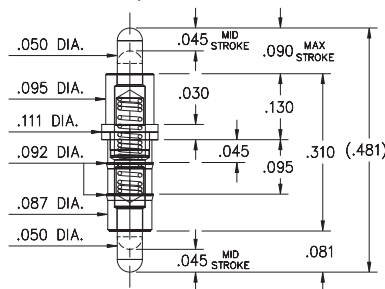


Basic Part Number	Length A
0852-0	.060
0852-1	.160

### 0880

0880-1-15-20-82-14-11-0

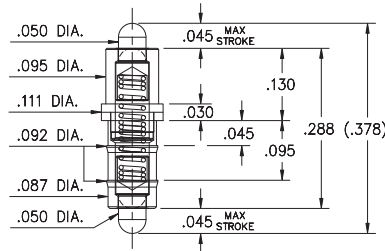
Double action, .090 Max. combined stroke  
Mount between parallel circuit boards



### 0881

0881-1-15-20-82-14-11-0

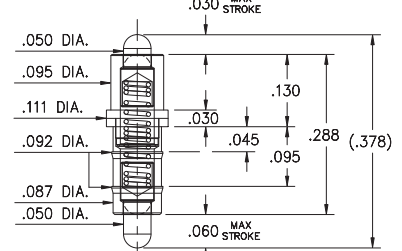
Double action, .090 Max. combined stroke  
Mount between parallel circuit boards



### 0881

0881-2-15-20-82-14-11-0

Double action, .090 Max. combined stroke  
Mount between parallel circuit boards



#### Material Specifications:

**Sleeve & Plunger Material:** Copper Alloy  
**Spring Material:** Stainless Steel 302  
**Sleeve & Plunger Finish:** 20 μ" Gold over Nickel  
**Spring Finish:** 10 μ" Gold over Nickel  
**Dimensions:** Inches  
**Tolerances On:** Lengths: ±.006  
Diameters: ±.002  
Angles: ±2°



#### Mechanical & Electrical Specifications:

**Durability:** Up to 1,000,000 cycles  
**Rated Current (Free air):**  
Continuous 9 amps @ 10° C temperature rise  
**Contact Resistance:** 20 mΩ max.  
**Environmental Specifications:**  
**Operating temperature range:**  
-55/+125° C (discontinuous)

**Springs are not interchangeable**

Order Code: 08XX - X - XX - 20 - 8X - 14 - 11 - 0

Spring Number

Spring Number	Mid. Stroke	Max. Stroke	Force @ Mid. Stroke	Initial Force (Pre-Load)
82	.045	.090	120 g	25 g
83	.045	.090	120 g	25 g

