

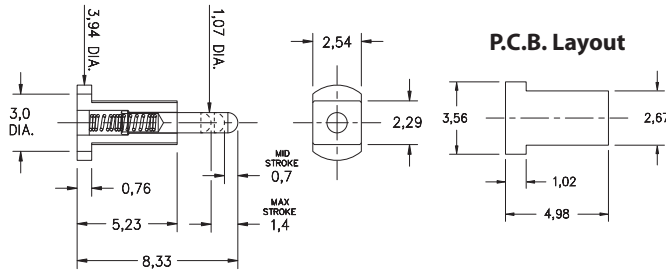
# SPRING-LOADED PINS

## DISCRETE SPRING-LOADED CONTACTS

### 0967 72 or 75

#### 0967-0-15-20-7X-14-11-0

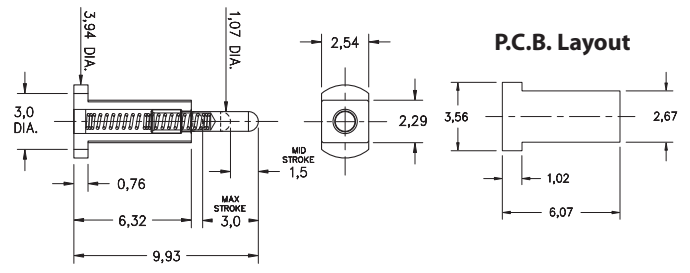
Standard stroke, Horizontal surface mount  
Also available on 16mm wide carrier tape: 2,800 parts per 330mm reel  
See page 28.2 for Tape & Reel details



### 0987

#### 0987-0-15-20-89-14-11-0

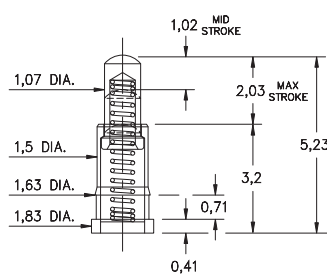
Long stroke, Horizontal surface mount  
Also available on 24mm wide carrier tape: 2,800 parts per 330mm reel  
\* Stainless steel spring. See page 28.8 for Tape & Reel details



### 0964

#### 0964-0-15-20-85-14-11-0

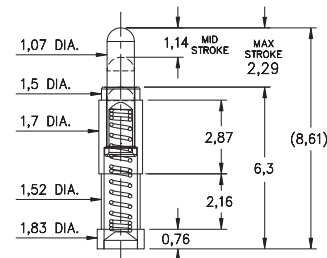
Long stroke, Surface mount, Mid profile  
\* Stainless steel spring



### 7966-0

#### 7966-0-15-20-77-14-11-0

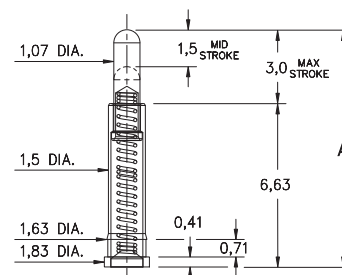
Long stroke, Surface mount. Also available in HSMT connector series: 1,450 parts per 330mm reel. Order as: 810-22-0XX-40-005191



### 0919-X

#### 0919-X-15-20-89-14-11-0

3mm Long stroke, Surface mount  
\* Stainless steel spring

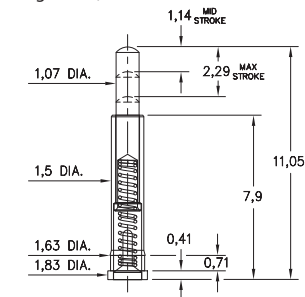


Basic Part Number	Length A
0919-0	9,63
0919-2	10,64

### 0937

#### 0937-0-15-20-77-14-11-0

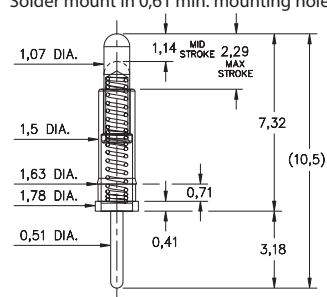
Long stroke, Surface mount



### 7913

#### 7913-0-15-20-77-14-11-0

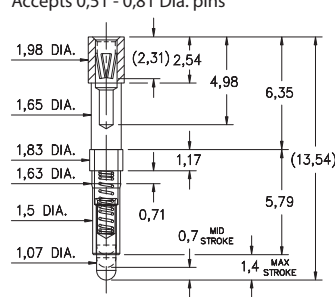
Long stroke  
Solder mount in 0,61 min. mounting hole



### 0959 72 or 75

#### 0959-0-54-20-7X-14-11-0

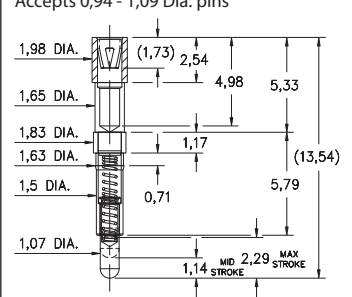
Receptacle spring pin, Standard stroke  
Accepts 0,51 - 0,81 Dia. pins



### 7928

#### 7928-0-54-20-77-14-11-0

Receptacle spring pin, Long stroke  
Accepts 0,94 - 1,09 Dia. pins



#### Material Specifications:

**Sleeve & Plunger Material:** Copper Alloy  
**Spring Material:** BeCu or Stainless Steel 302 \*  
**Sleeve & Plunger Finish:** 0,5µm Gold over Nickel  
**Spring Finish:** 0,25µm Gold over Nickel  
**Dimensions:** Millimeters  
**Tolerances On:** Lengths: ± 0,15  
Diameters: ± 0,051  
Angles: ± 2°



#### Mechanical & Electrical Specifications:

**Durability:** 1,000,000 cycles  
**Current Rating:** 2A continuous, 3A peak  
**Contact Resistance:** 20 mΩ max.  
**Environmental Specifications:**  
**Operating temperature range:** -55/+125° C

**75, 77, 85, 89 Springs are not interchangeable**

#### Order Code: X9XX - X - 15 - 20 - XX - 14 - 11 - 0

Spring Number

Spring Number	Mid. Stroke	Max. Stroke	Force @ Mid. Stroke	Initial Force (Pre-Load)
72	0,7	1,4	35 g	15 g
75	0,7	1,4	60 g	25 g
77	1,14	2,29	60 g	25 g
* 85	1,02	2,03	90 g	25 g
* 89	1,5	3,0	100 g	25 g

